





**Top Tips:**


Don't do custom coding in SharePoint (Online) SPO to mimic Notes application functions. SPO rich text capability is very limited compared with Notes client rich text, be aware of this

- 

Archive Notes database content to SPO with IONET. Two options: Fancy way [LINK](#) or easy dumping Notes databases [LINK](#)
- 

Use Quest NMSP to migrate Notes database [LINK](#) or Quickr [LINK](#) content to SPO with no SPO custom development. We have advanced migration jobs on the shelf for Notes document libraries
- 

Use Quest NMSP to migrate Notes database content to SP and use Shareflex for SPO to build business application [LINK](#)
- 

Close Notes database ACL with Lialis tool [LINK](#)
- 

If you wish to migrate to another (3d party) solution, you can convert Notes data to SQL with the Lialis Notes 2 SQL tooling [LINK](#)

1. Migrate means user can continue to work with the SPO app that replaces the Notes app. Notes content is recently modified and Notes database has active edit users
2. Archive means a read only move of the Notes db content to SPO. Notes content is NOT recently modified and Notes database has active read users